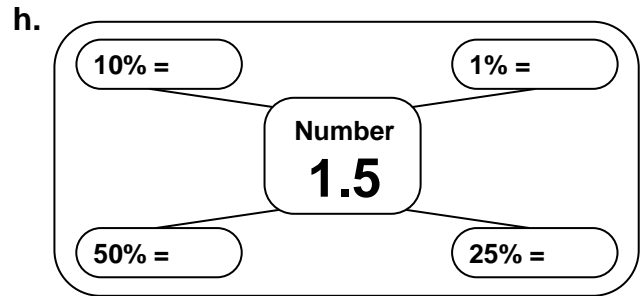
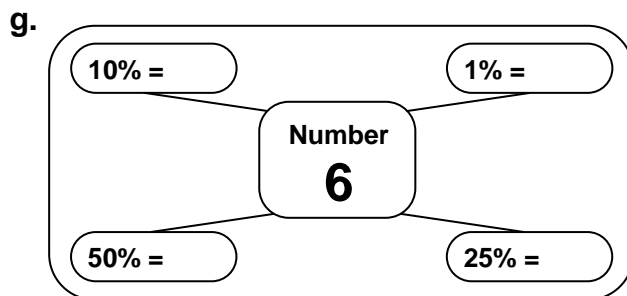

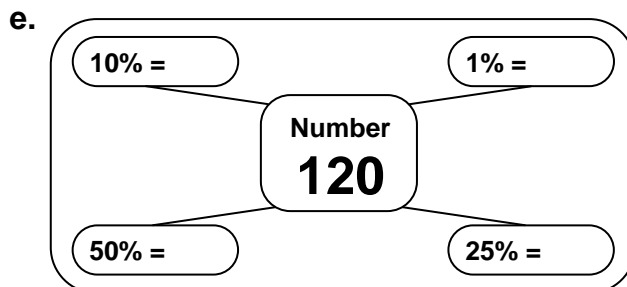
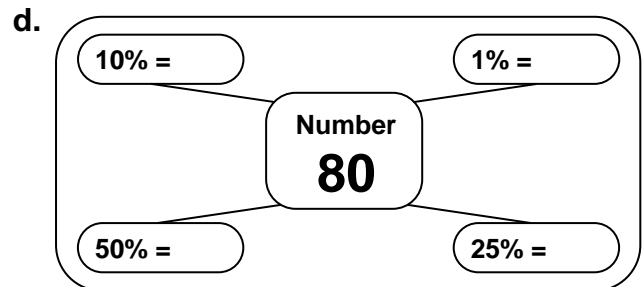
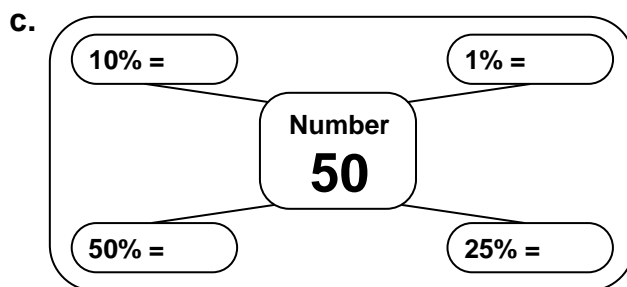
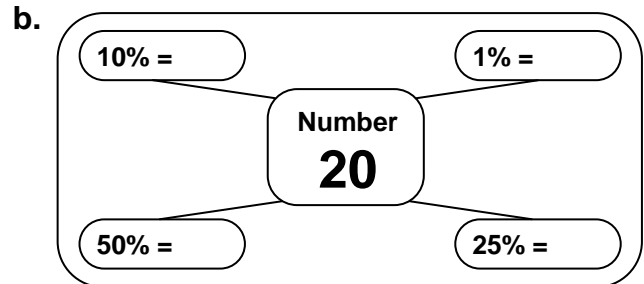
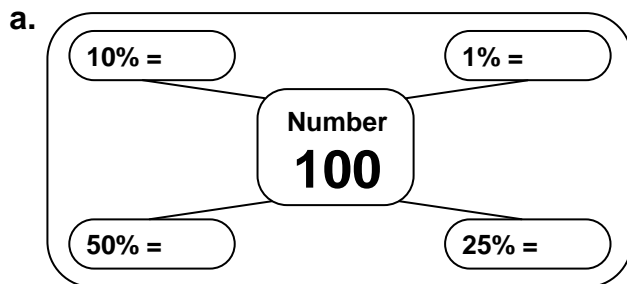


Percentage Diagrams

Task 1 Make copies of the six diagrams below, and fill in the missing percentages.



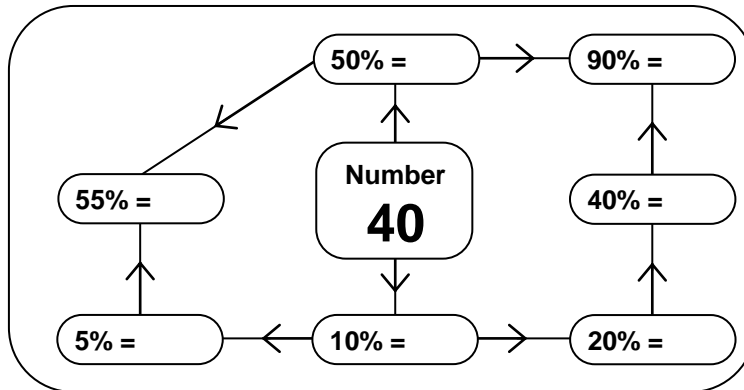
Task 2 Find 50%, 25%, 10% and 1% of the following numbers.

- | | | | | | | | | | |
|----|----|----|----|----|-----|----|-----|----|-----|
| a. | 60 | b. | 30 | c. | 10 | d. | 140 | e. | 200 |
| f. | 88 | g. | 8 | h. | 0.5 | i. | 35 | j. | 3.5 |

Percentage Diagrams (cont)

Task 3 Finding other percentages

Copy and complete the percentage diagram below.

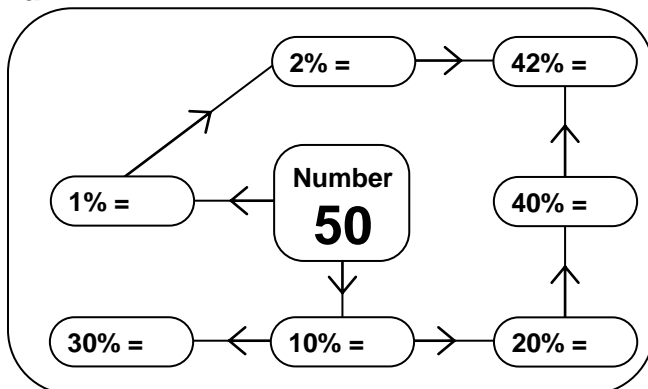


Task 4 For each number below, find the percentages shown.

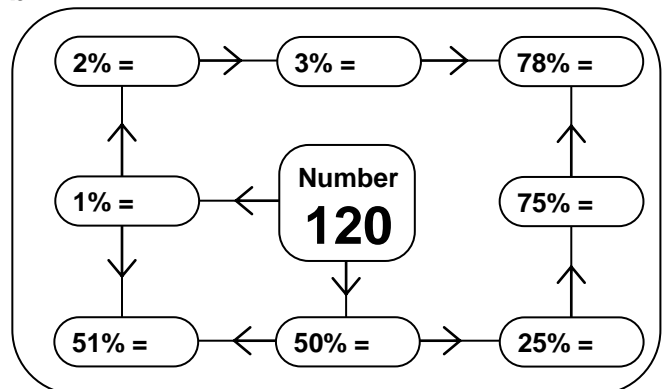
- a. Number: **60** 10% 20% 30% 40% 50% 60% 70%
- b. Number: **80** 10% 5% 15% 20% 25% 30% 35%
- c. Number: **30** 10% 20% 40% 80% 50% 70% 90%
- d. Number: **24** 10% 50% 60% 40% 100% 110% 150%
- e. Number: **120** 10% 5% 15% 25% 40% 65% 105%

Task 5 Copy and complete these last two percentage diagrams.

a.

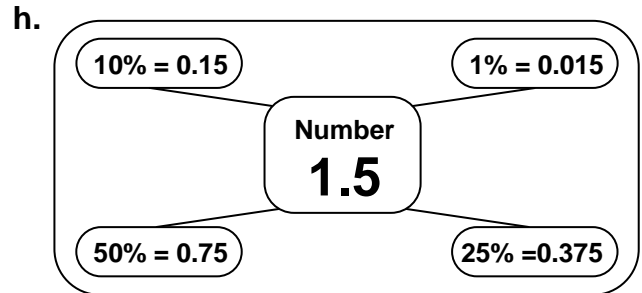
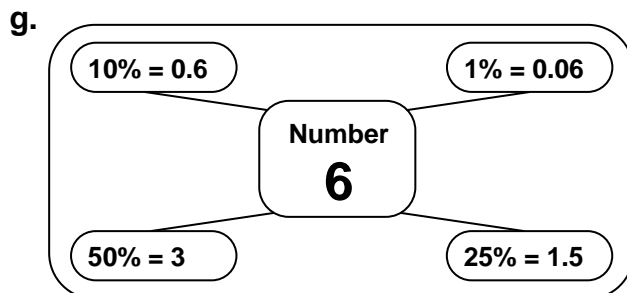
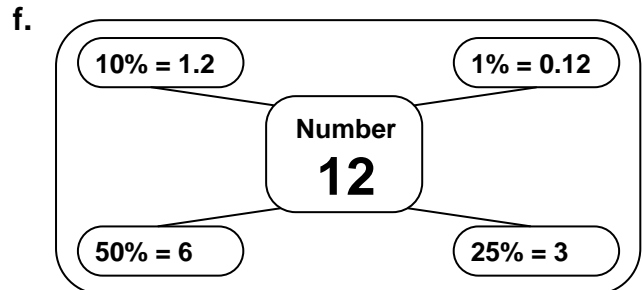
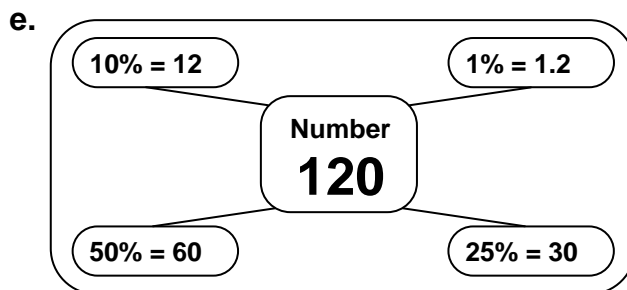
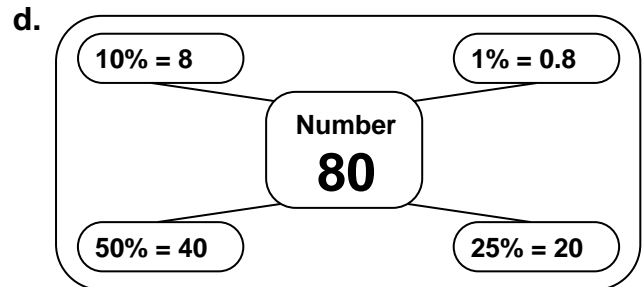
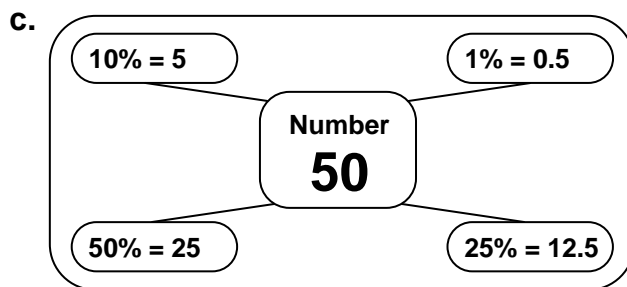
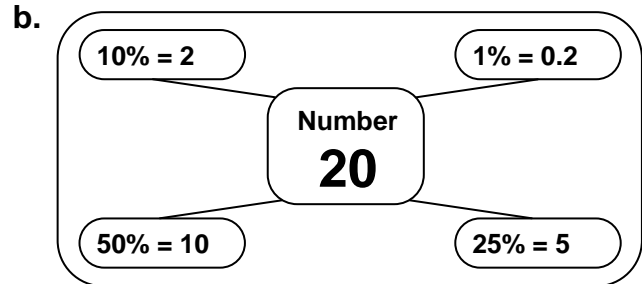
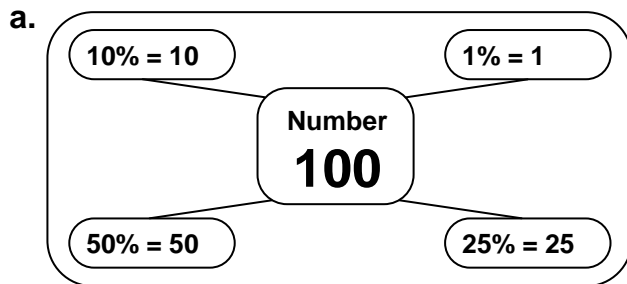


b.



Percentages Diagrams Answers

Task 1



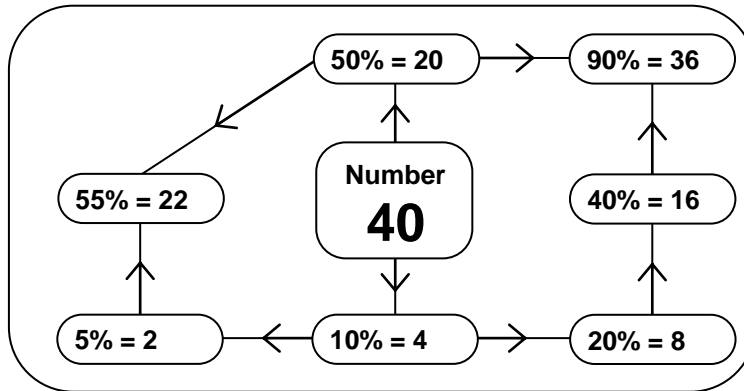
Task 2 Find 50%, 25%, 10% and 1% of the following numbers.

- a. 60 (30, 15, 6, 0.6)
- b. 30 (15, 7.5, 3, 0.3)
- c. 10 (5, 2.5, 1, 0.1)
- d. 140 (70, 35, 14, 1.4)
- e. 200 (100, 50, 20, 2)

- f. 88 (44, 22, 8.8, 0.88)
- g. 8 (4, 2, 0.8, 0.08)
- h. 0.5 (0.25, 0.125, 0.05, 0.005)
- i. 35 (17.5, 8.75, 3.5, 0.35)
- j. 3.5 (1.75, 0.875, 0.35, 0.035)

Percentages Diagrams Answers (cont)

Task 3: Finding other percentages.

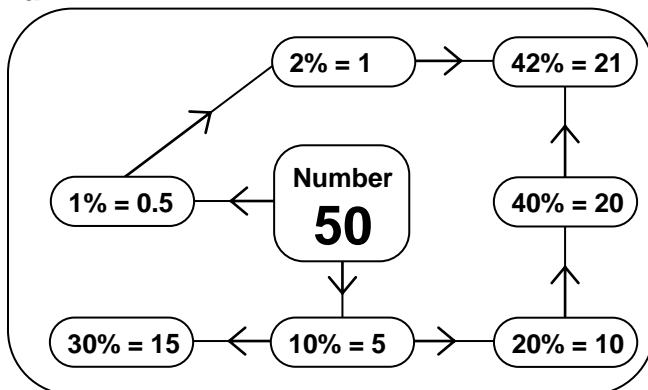


Task 4 For each number below, find the percentages shown.

a.	Number: 60	10%	20%	30%	40%	50%	60%	70%
		6	12	18	24	30	36	42
b.	Number: 80	10%	5%	15%	20%	25%	30%	35%
		8	4	12	16	20	24	28
c.	Number: 30	10%	20%	40%	80%	50%	70%	90%
		3	6	12	24	15	21	27
d.	Number: 24	10%	50%	60%	40%	100%	110%	150%
		2.4	12	14.4	9.6	24	26.4	36
e.	Number: 120	10%	5%	15%	25%	40%	65%	105%
		12	6	18	30	48	78	126

Task 5 Copy and complete these last two percentage diagrams.

a.



b.

